

RM5 H




CENTRE D'USINAGE 5 AXES

REALMECA

Centre d'usinage de petite capacité de super précision conçu pour l'usinage très grande vitesse


- Vitesse de broche élevée, Broche haute fréquence
- Super précision. Répétabilité < 2 μm
- Bâti en matériau composite de haute densité
- Règles de mesure sur les axes. Résolution 0,1 μm
- Guidages à patin à recyclage de billes de haute précision
- Tri sélectif des composants et appairage
- Machine version 5 axes
- Indexage pièce 360 000 positions
- Oscillation broche 110 000 positions
- Changeur outils
- CN dernière génération avec asservissement digital




| CAPACITÉS | |
|---------------------|---------------|
| Course X | 300 mm |
| Course Y | 200 mm |
| Course Z | 250 mm |
| Course A | 360° |
| Course B | 360° |
| BROCHE | |
| Cône HSK-E40 | |
| Vitesse de broche | 30 000 tr/min |
| Puissance de broche | 13 / 13,8 kW |
| Couple moteur | 4,3 Nm |
| Cône de broche | HSK-E40 |
| Cône HSK-E25 | |
| Vitesse de broche | 40 000 tr/min |
| Puissance de broche | 13 / 13,8 kW |
| Couple moteur | 3,2 Nm |
| Cône de broche | HSK-E25 |
| AVANCES | |
| Avance travail | 30 m/min |
| Avance rapide | 30 m/min |
| Résolution | 0,1μ |
| Axe A et B | 30 tr/min |
| Résolution | 0,001° |

| CHANGEUR D'OUTILS | |
|------------------------------|-----------------------|
| HSK-E40 Capacité | 15 / 30 outils |
| HSK-E25 Capacité | 15 outils |
| SERRAGE PIÈCES | |
| Pince | F38 / W25 / W31,75 |
| UNITÉ DE REPRISE | |
| Mandrin microcentrique | |
| Force de serrage | 140 kg – 5 bars |
| Course de serrage | 1-3 mm |
| DIMENSIONS / MASSE | |
| Longueur / Largeur / Hauteur | 1950 x 1800 x 2300 mm |
| Poids | 2800 kg |


Micro pulvérisation



Changeur d'outils





Aspiration des brouillards




Broche VECTOR CONTROL, 40 000 tr/min, 13,8 kW, cône HSK E 25 ;

Palpeur outil laser ;

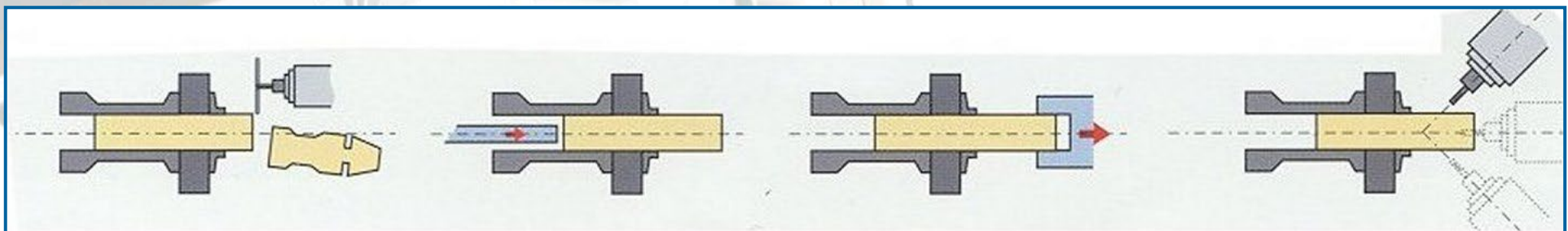
Changeur d'outil RANDOM, 30 outils ;

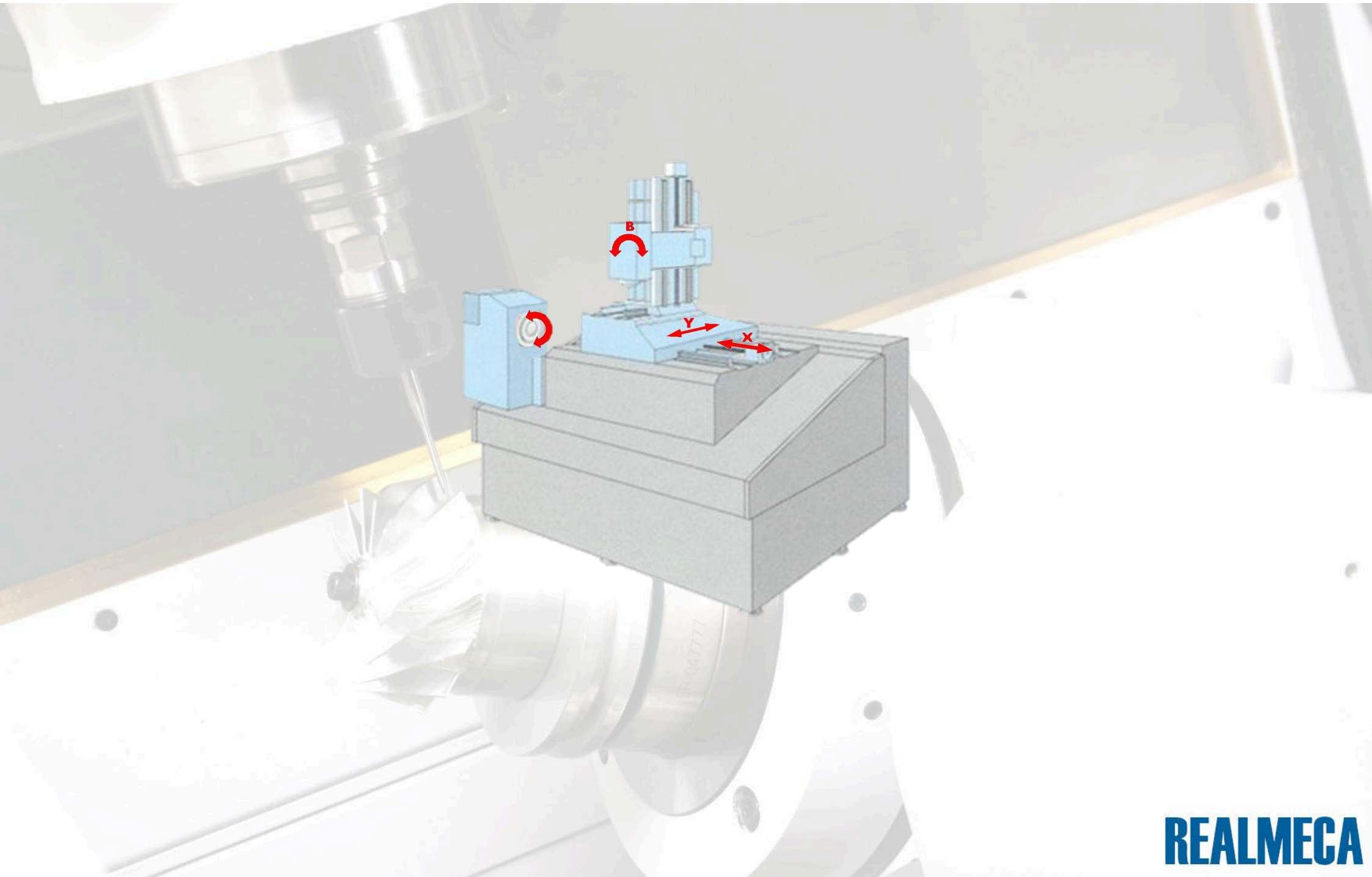


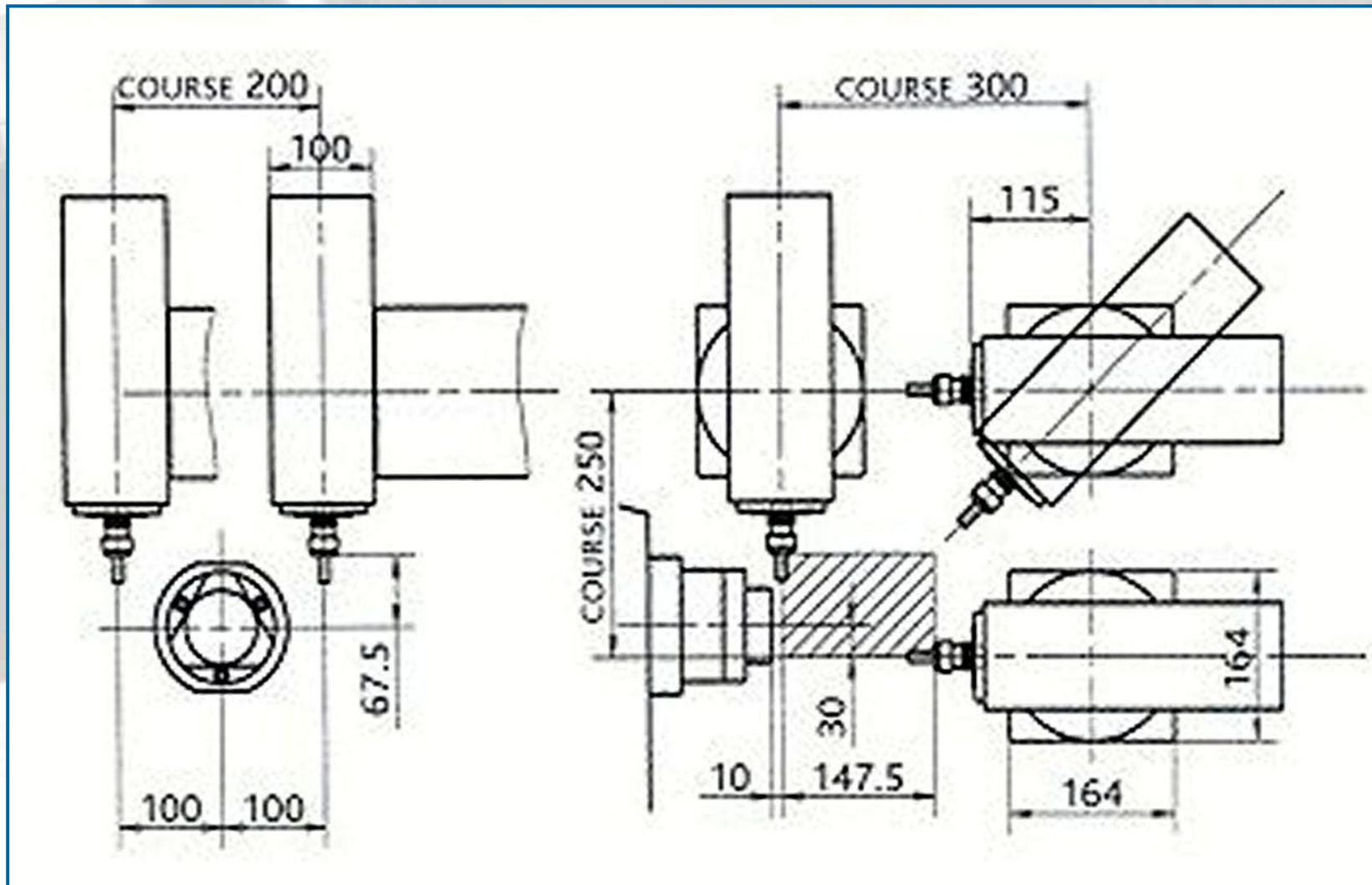
Unité de reprise arrière



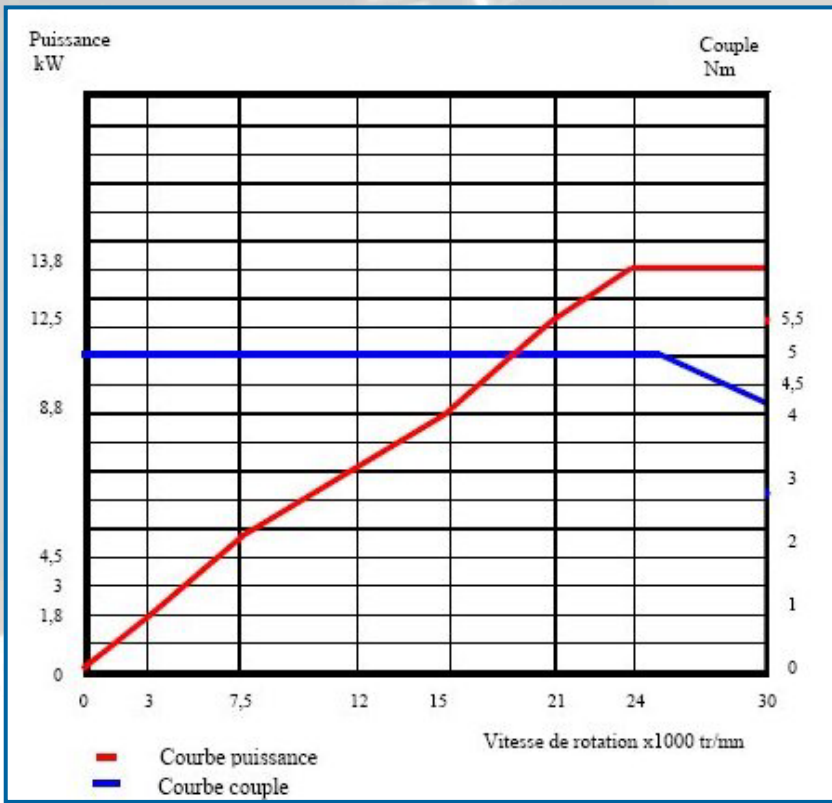
Travail en barre



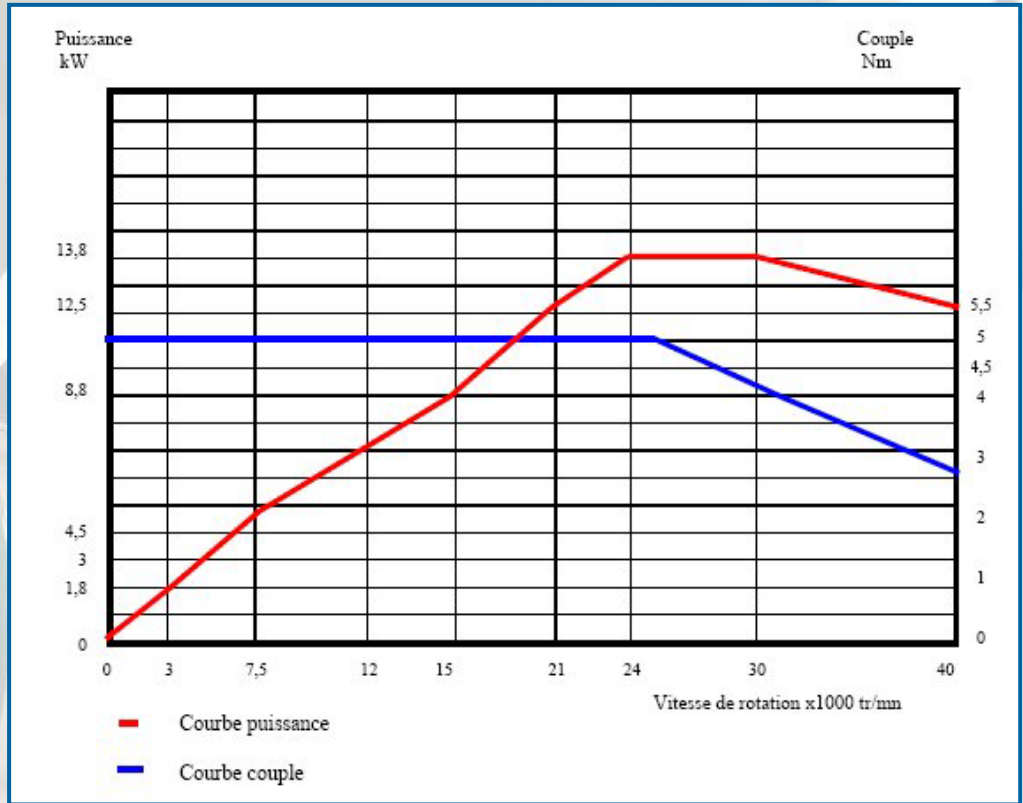




Broche 30 000 tr/min



Broche 40 000 tr/min



HEIDENHAIN 640

SIEMENS 840

The Heidenhain 640 interface displays several key screens:

- Execution PGM en continu:** Shows program execution progress with a 3D model of a part.
- Mémorisation/édition programme:** Allows for program editing with a 'Sens? en aval.=+1, en oppos.= -1' option.
- Test de programme:** Provides a detailed list of program blocks for testing.

Program Code (Test de programme):

```

0 BEGIN PGM 17001 P1
1 MPT 'S 0-0-0'
2 BLK FORM 0.1 Z X=100 Y=100 Z=20
3 BLK FORM 0.2 X=100 Y=100 Z=40
4 TOOL DRILL 17 Z 50000
5 L X=50 Y=30 Z=20 RO F1000 H3
6 L X=50 Y=40 Z=10 BR
7 END T20
8 L X=70 Y=60 Z=10
9 ET X=70 Y=30
  
```

Coordinate Readout:

```

X -11.996 Y
C +0.000 B
  
```

Test de programme List:

```

0 BEGIN PGM 17000 P1
1 BLK FORM 0.1 Z X=20 Y=30 Z=5
2 BLK FORM 0.2 D=40 JY=40 Z=5
3 TOOL DRILL 0.2 50000
4 L X=0 Y=0 RO F5000
5 L Z=1 00 F5000 P0
6 DIOL DEF 5.0 POKE CIRCONLAIRE
7 DIOL DEF 5.1 DIST.1
8 DIOL DEF 5.2 PROF.+3.0
9 DIOL DEF 5.3 PRISE4 F4000
10 DIOL DEF 5.4 40X010.05
11 DIOL DEF 5.5 F5000 DP
12 DIOL CALL
13 DIOL DEF 5.0 POKE CIRCONLAIRE
14 DIOL DEF 5.1 DIST.1
  
```

The Siemens 840 interface features:

- 3D CAD Models:** Visualizes the workpiece and tool paths.
- Program Editing:** Shows program code and parameters.
- Coordinate Readout:** Displays X, Y, and Z coordinates.

Program Code (Siemens 840):

```

T FERRULE_0
F 1000 mm/min
S
Schubl 1
Z1 30 000 Link
D 10 000
DE 1 0 000 s
  
```

Coordinate Readout:

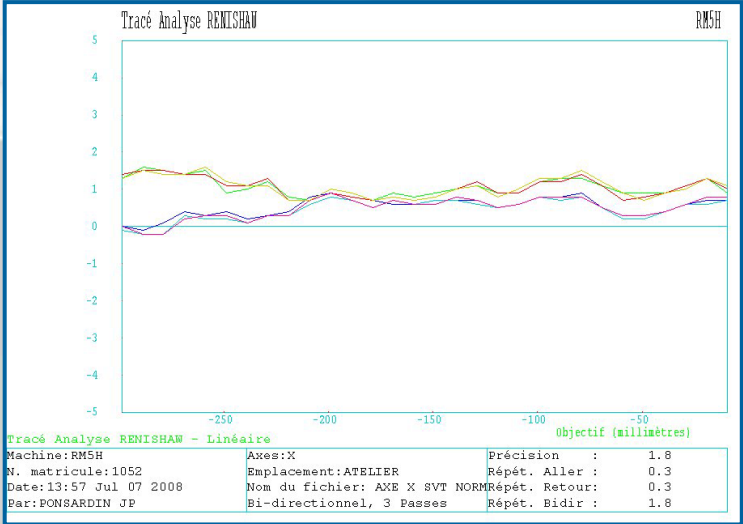
```

X 45.917
Y 18.500
Z 28.367
  
```

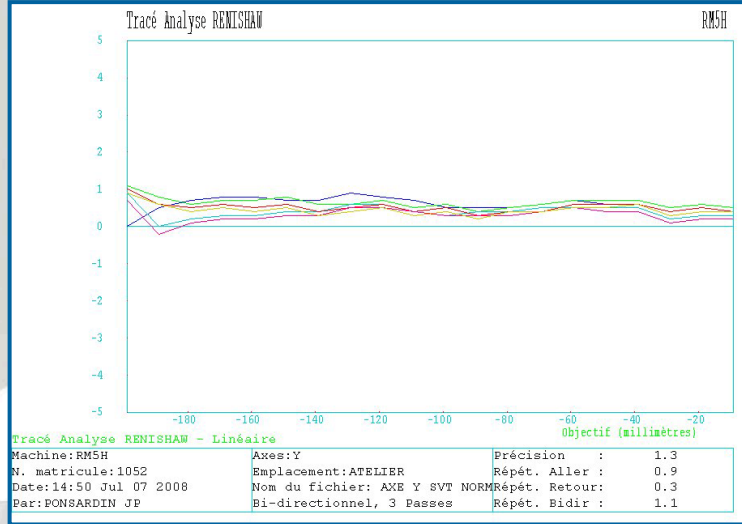
Program List:

| Nr | Prüfung | Trakt | Werkzeug | Werkstoff | Werkstoff | Werkstoff | Werkstoff | Werkstoff |
|----|-------------------|-------|--|-----------|-----------|-----------|-----------|-----------|
| 1 | SMITHILL_NCH_27.5 | | | | | | | |
| 2 | Prüfung | 000 | 3-FRASES25 FR.4/2 5/80x 30-100 | | | | | |
| 3 | U.FRASE FL | | | | | | | |
| 4 | Ballfr-00es | 7 | 3-FRASES25 FR.2/2 5/80x 28-0 21-90x4 | | | | | |
| 5 | Ballfr-00es | 7 | 3-FRASES25 FR.2/2 5/80x 28-0 21-90x4 | | | | | |
| 6 | Ballfr-00es | 000 | 3-FRASES25 FR.2/2 5/80x 28-0 21-90 | | | | | |
| 7 | Kristallleuchte | 0 | 3-FRASES25 FR.2/2 5/80x 30-0 10-0 28-0 | | | | | |

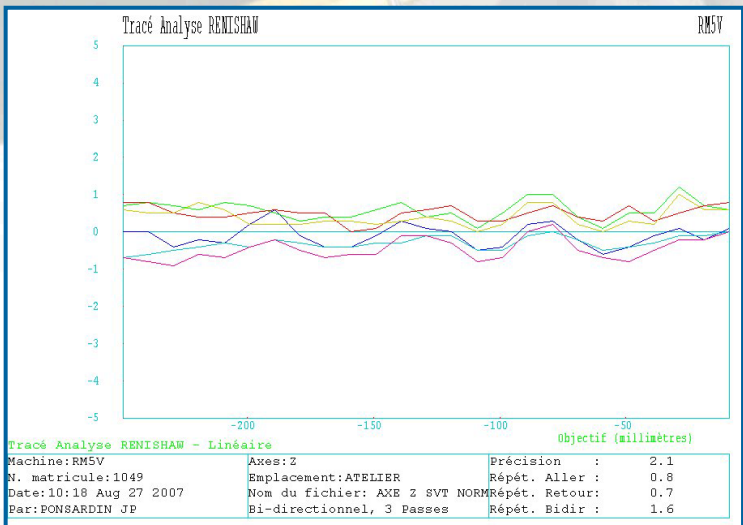
Courbe axe X



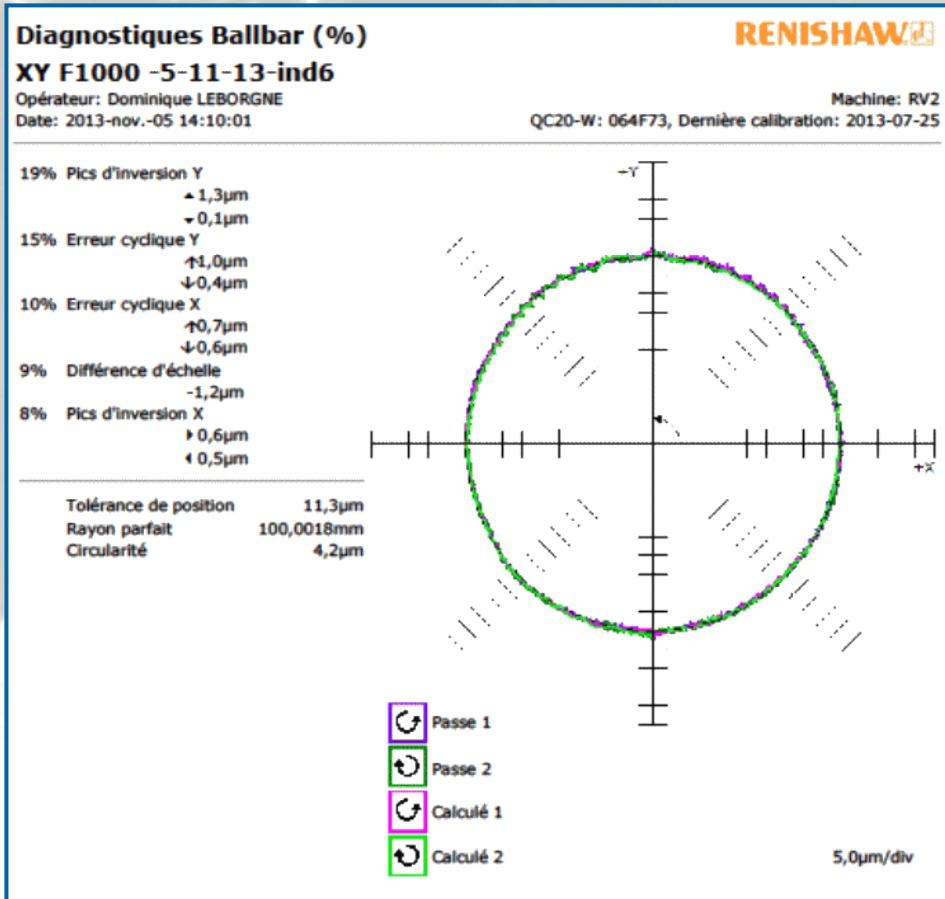
Courbe axe Y

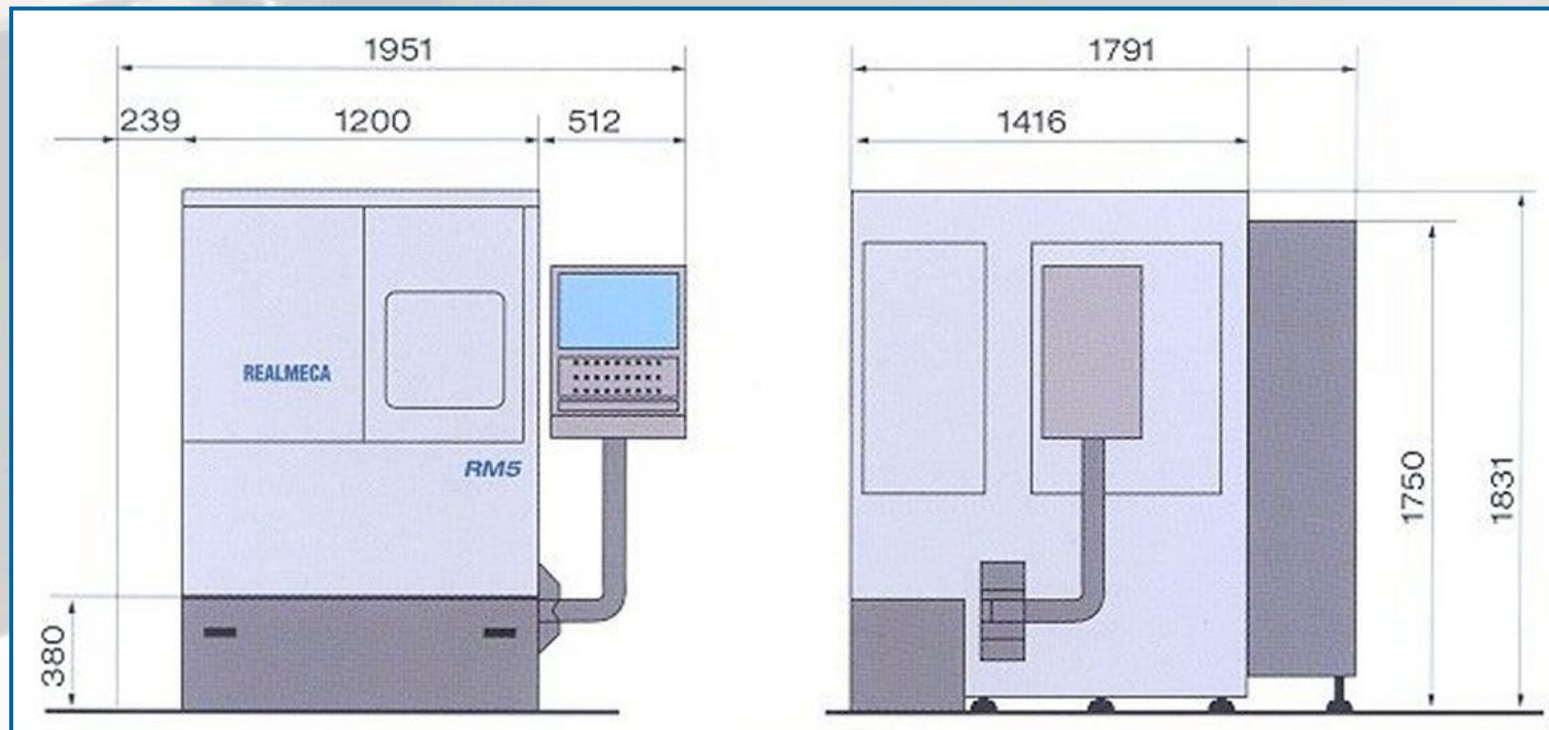


Courbe axe Z



Test Ballbar





REALMECA

B.P.10 – 1 route d'Aubréville
55120 Clermont-en-Argonne – FRANCE

Tél. : +33 (0)3 29 87 41 75 – Fax : +33 (0)3 29 87 44 46

commercial@realmeca.com

www.realmeca.com

